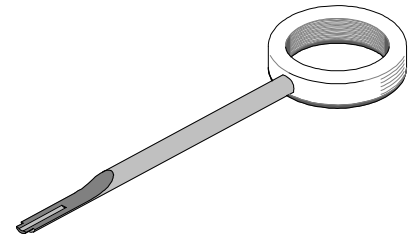




Insertion Tool

**Application Tooling
Specification Sheet**



Order No. 63812-0000

FEATURES

- This Insertion tool is used for insertion of all KK® 2.54mm (.100") center series contacts into all KK® 2.54mm (.100") housings. This tool is designed to assure proper seating of terminals and reduce operator fatigue.

SCOPE

Products: KK® 2.54mm (.100") centers High Pressure, Anti Fish Hook, Cat Ear Crimp Terminal, 22-30 AWG.

| Terminal Series No. | Housing Series No. | Terminal Order No. | | | | | | | |
|---------------------|-------------------------|--------------------|------------|------------|------------|------------|------------|------------|--|
| | | Loose Piece* | | | Reel Form | | | | |
| 2759 | 2695, 5051, 6745, 41895 | 08-50-0114 | 08-50-0124 | 08-50-0160 | 08-50-0113 | 08-50-0159 | 08-50-0273 | 08-50-0274 | |
| | | 08-50-0275 | 08-51-0102 | 08-55-0102 | 08-51-0101 | 08-51-0108 | 08-55-0101 | 08-55-0126 | |
| | | 08-55-0131 | 08-56-0110 | 39-00-0033 | 08-55-0130 | 08-56-0109 | 39-00-0032 | 39-00-0064 | |
| | | 39-00-0107 | 39-00-0373 | 39-00-0375 | 39-00-0372 | 39-00-0374 | 39-00-0376 | 39-00-0378 | |
| | | 39-00-0377 | 39-00-0379 | 39-00-0381 | 39-00-0380 | 50-29-1757 | 50-30-4476 | 50-30-4477 | |
| | | 50-29-1638 | | | 50-30-4478 | 50-36-1717 | | | |
| 4809 | 5051 and 6745 | 08-50-0032 | 08-50-0034 | 08-50-0136 | 08-50-0020 | 08-50-0021 | 08-50-0022 | 08-50-0030 | |
| | | 08-55-0111 | 08-55-0115 | 08-56-0115 | 08-50-0031 | 08-50-0033 | 08-50-0135 | 08-55-0110 | |
| | | 40-01-0830 | 97-00-0451 | 97-00-0453 | 08-55-0112 | 08-55-0119 | 08-55-0120 | 08-56-0120 | |
| | | | | | 08-56-0155 | 08-56-0158 | 40-01-0829 | 40-01-0831 | |
| | | | | | 97-00-0001 | 97-00-0450 | 97-00-0452 | | |
| 5159 | 2695, 3071, 5051, 6745 | 08-70-0049 | 08-70-0069 | | 08-70-0048 | | 08-70-0064 | | |
| 6459 | 2695, 4455, 42625 | 08-52-0122 | 08-52-0123 | 08-65-0812 | 08-52-0101 | 08-52-0118 | 08-52-0121 | 08-65-0801 | |
| | | 08-65-0814 | 08-65-0816 | 08-65-0818 | 08-65-0811 | 08-65-0813 | 08-65-0815 | 08-65-0817 | |
| | | 50-30-4473 | 50-30-4474 | 50-30-4475 | 40-07-0815 | | | | |
| | | 50-30-4479 | 50-30-4483 | 50-30-4484 | | | | | |
| | | 50-30-4485 | 50-36-1607 | | | | | | |
| 7879 | 7880 | 08-50-0005 | 08-55-0127 | 08-55-0129 | 08-50-0004 | 08-55-0124 | 08-55-0128 | 50-29-1635 | |
| | | 50-29-1745 | 50-30-4421 | 50-30-4453 | 50-29-1744 | 50-29-1900 | | | |
| | | 46999-0101 | | | | | | | |
| 8088 | 2695, 5051, 6471 | 08-52-0104 | 08-52-0106 | 08-52-0108 | 08-52-0103 | 08-52-0105 | 08-52-0107 | 08-65-0105 | |
| | | 08-65-0106 | 08-65-0226 | 08-65-0228 | 08-65-0225 | 08-65-0227 | 40-07-0812 | 97-00-0225 | |
| | | 40-07-0813 | 97-00-0226 | 97-00-0228 | 97-00-0227 | | | | |
| 40445 | 2695, 5051, 6471 | 08-50-0322 | 97-00-0445 | 97-00-0921 | 08-50-0321 | 97-00-0444 | 97-00-0920 | | |
| 41572 | 2695 | 08-65-0805 | | | 08-65-0804 | | | | |

* Loose terminals in this chart have a center cut-off tab. They cannot be removed from the reel by manual cutting them. An applicator must be used when using reel terminals or the terminals will not function properly

OPERATION:

Individual terminals may be inserted in the housing using this Insertion tool.

1. To properly use this tool, with the flat side facing up, place the ring over the ring finger past the first joint. See Figure 1. Place the wire in the groove of the tool so that the terminal is touching the end of tool. See Figure 2.
2. With your thumb securely holding the wire in the groove, push the terminal into the housing as far as the shoulder on the tool will permit. The terminal then should be locked in place.

Optional: The terminal can be partially inserted in the terminal housing first, and then the Insertion tool can be used to firmly seat the terminal.

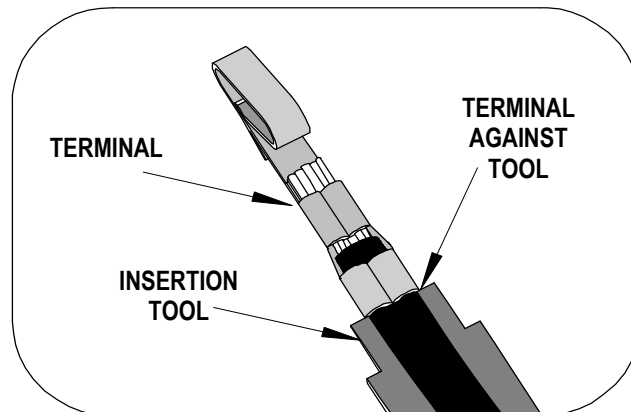
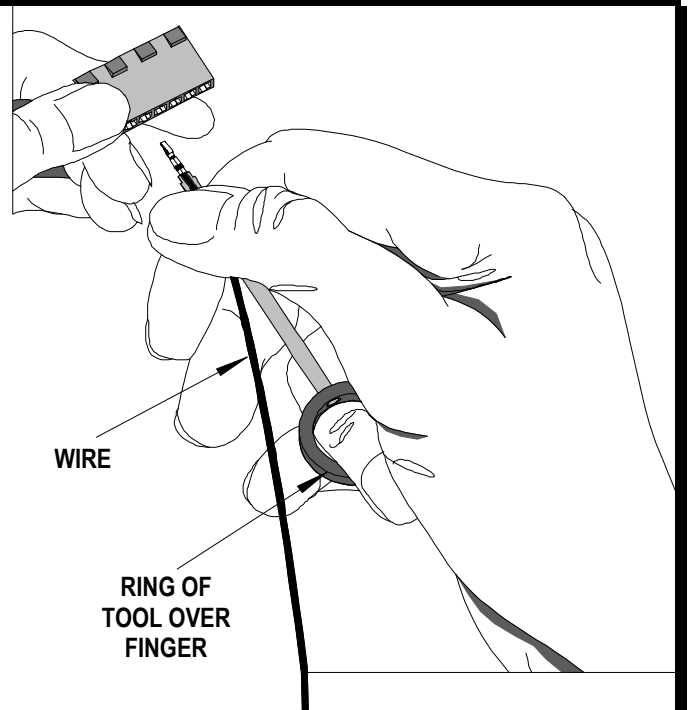


Figure 2

Molex does not offer repair parts for Insertion Tools due to the inexpensive nature of these tools.

CAUTION: Molex crimp specifications are valid only when used with Molex terminals and tooling.

<http://www.molex.com>