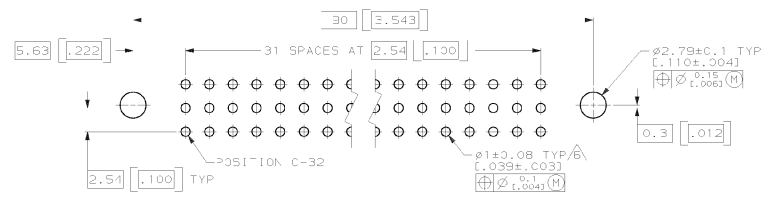
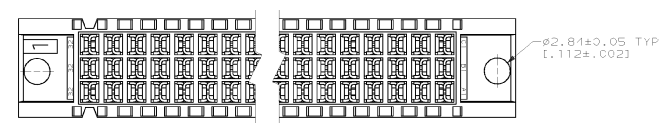
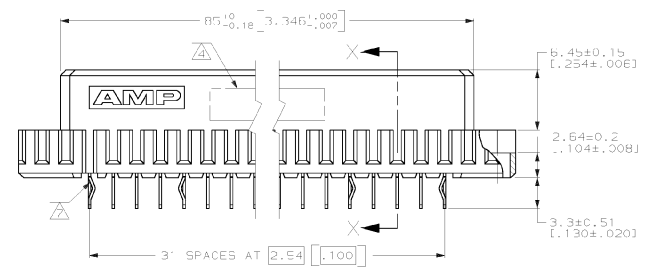
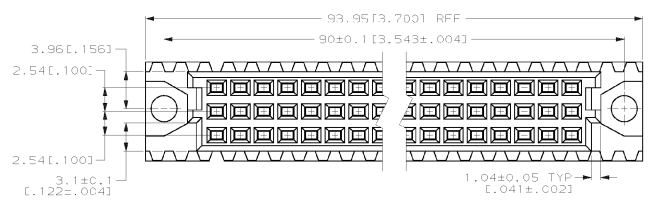
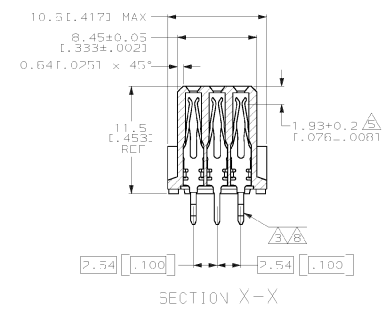


REV	DATE	DESCRIPTION	DATE	APP'D
1	1/11/90	EC 0010-1437-95		CS
6	4/1/96	EC 0010-1488-95		CS
4	9/24/91	REV PER EC 0018-03E7-0C		CS



PC BOARD LAYOUT

- △ HOLDING MATERIAL: GLASS-FILLED POLYESTER. COLOR: GRAY.
- △ CONTACT MATERIAL: PHOSPHOR BRONZE.
- △ CONTACT FINISH: 0.0006(16.000030) GOLD IN CONTACT AREA. 0.0027(1.000050) NICKEL UNDERPLATE AL. OVER. TIN-LEAD PLATE ON POSTS.
- △ PART NUMBER, DATE CODE IDENTIFICATION, CSA LOGO IN THIS APPROXIMATE AREA.
- △ POINT OF MEASUREMENT FOR GOLD.
- △ RECOMMENDED HOLE SIZE FOR MANUAL APPLICATION OF CONNECTOR ON TO PC BOARD.
- △ FORMED SOLDER POSTS FOR BOARD RETENTION ARE LOCATED AT POSITIONS 1,3,5,7,26,28,30,32 IN ROWS "A" AND "C" FOR A TOTAL OF 16 FORMED SOLDER POSTS PER ASSEMBLY.
- △ CONTACT FINISH: DIN 41612 CLASS 2 IN CONTACT AREA. TIN-LEAD PLATE ON POSTS.



SUPERSEDED BY 650460-5	1 THRU 32	X	X	X	56	650460-5
	1 THRU 32	X	X	X	56	650460-4
POSITIONS LOADED		C	B	A	NO. OF LOADED POSITIONS	PART NUMBER

DO NOT SCALE PRINT. UNLESS SPECIFIED	DR L. BRINER	3/12/90	AMP INCORPORATED Merrillville, IN 47368
DIMENSIONS IN mm (INCHES)	CHK N. DRASHER	1/28/91	
TOLERANCES UNLESS SPECIFIED:	APP'D N. DRASHER	1/28/91	EUROCARD, RECEPTACLE ASSEMBLY, "TYPE C" WITH RETENTION POSTS
1. FLD DEC ±	MATERIAL	A.P.D. K. R. PARMER	
2. FLD DEC ± 0.13(1.005)	HOUSING: △	PRODUCT SPEC	
ANGLE ±	CONTACT: △		
	FINISH	APPLICATION SPEC	SIZE F508
	CONTACT: △		D 00779
		REQUIREMENTS	SCALE 4:1
			DRAWING NO 650460
			SHEET 01

CUSTOMER DRAWING