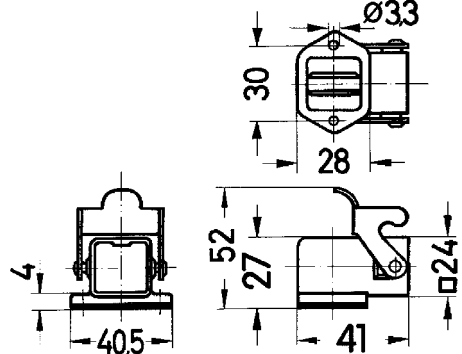
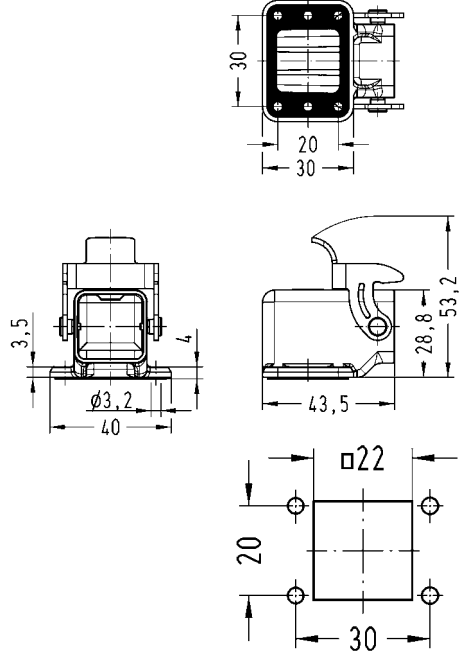
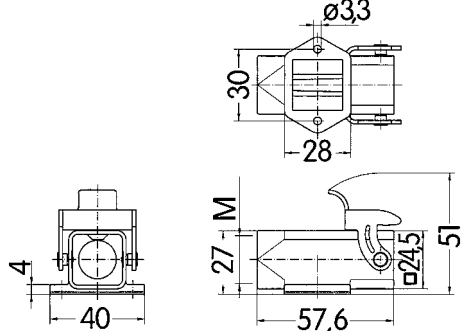


Identification	Cable entry	Part number	Drawing Dimensions in mm
Han A® , Bulkhead mounted housings, angled, 2 fixing screws		09 20 003 0801	 <p>Panel cut out 22 x 22 mm</p>
Han A® , Bulkhead mounted housings, angled, 4 fixing screws		09 20 003 0810	 <p>Panel cut out 22 x 22 mm</p>
Han A® , Surface mounted housings, top entry, open bottom	1xM20	19 20 003 1250	 <p>Panel cut out 22 x 22 mm</p>