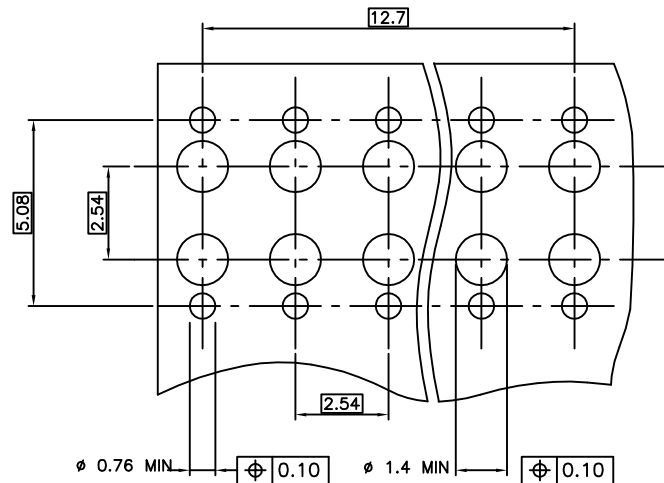
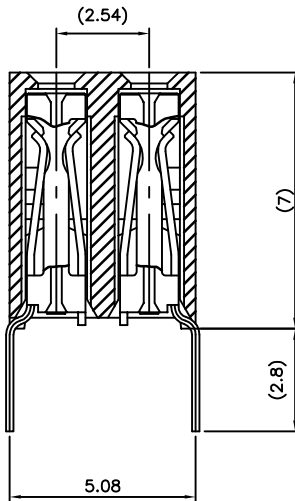
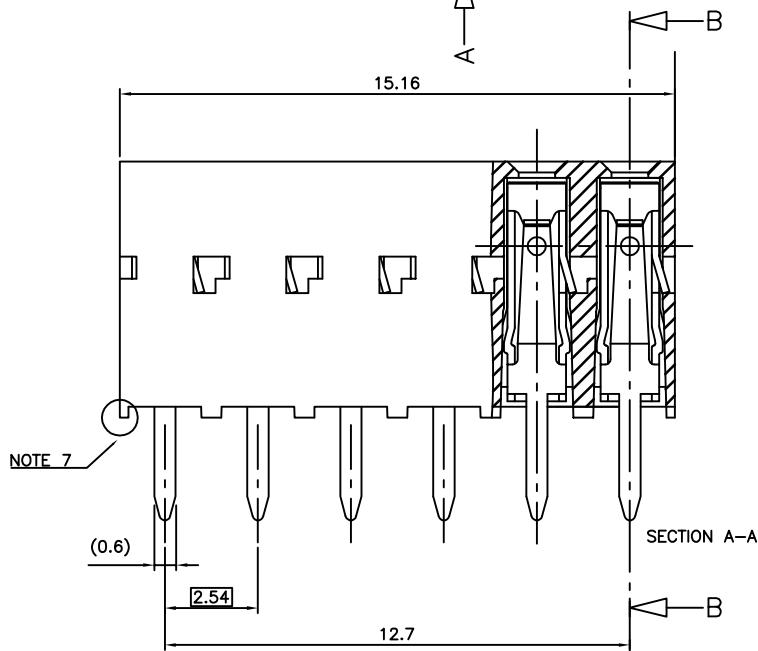
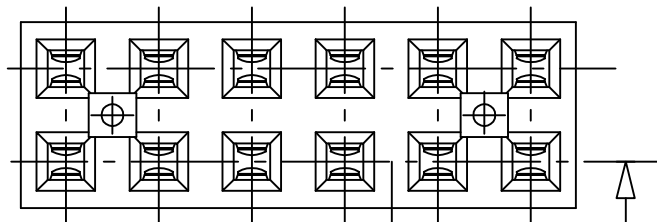


PRODUCT N°  
10079008-Y06(H)LF

NOTE 4 — RoHS COMPATIBLE, SEE NOTE 6



RECOMMENDED PC BOARD THICKNESS: 1.6 ±0.2

NOTES:

- 1 - MATERIAL HOUSING: THERMOPLASTIC POLYESTER 30% GLASS FILLED, COLOUR BLUE. FLAME RETARDANT PER UL-94 CATEGORY V0.
- 2 - MATERIAL TERMINAL: PHOSPHOR BRONZE EXTRA HARD.
- 3 - MATERIAL HOUSING HIGH TEMPERATURE: PCT 30% GLASS FILLED COLOUR GREY. FLAME RETARDANT PER UL-94V0.
- 4 - THE DASH "H" AT THE END OF THE P/N TO INDICATE A HIGH TEMPERATURE HOUSING.
- 5 - CONNECTOR MEANT TO BE USED FOR PC BOARD WITH NONE PLATED THROUGH HOLES.
- 6 - RoHS COMPATIBLE PRODUCT SPECIFICATIONS
  - a - PLATING:
    - "LF" MEANS THE PRODUCT IS LEAD-FREE, 2µm MINIMUM MATTE TIN OVER 1.27µm MINIMUM NICKEL UNDERPLATE.
  - b - MANUFACTURING PROCESS COMPATIBILITY
    - THE HOUSING WILL WITHSTAND EXPOSURE TO 260°C ±5°C SOLDER BATH TEMPERATURE FOR 5 SECONDS IN A WAVE SOLDER APPLICATION WITH A 1.6mm MIN THICK CIRCUIT BOARD.
  - c - LABELING:
    - MEETS PACKAGING SPECS AS PER GS-14-920
  - d - LEGAL STATEMENT: SEE GS-47-0004
- 7 - END STAND-OFFS FOR 2x2 UP TO 2x4 POS  
NO END STAND-OFFS FOR 2x5 UP TO 2x50 POS

10079008-406(H)LF	5µm Sn	Sn
10079008-306(H)LF	0.76µm GOLD	Sn
PLATING CODE	CONTACT AREA	SOLDER TAIL
	PLATING THICKNESS OVER 1.27µm Ni	

mat'l. code SEE NOTES		surface ISO 1302	tolerance ISO 406 ISO 101	projection mm	product family DX VCC DR
Ltr	ecn no dr date	tolerances unless otherwise specified		mm	file <b>DUAL ENTRY</b> OFF SET LEGS 5.08mm
A	F07-0247PNZ 07.08.16	angles	±0.3		
B	F07-027LMU 07.12.06	linear	±2°	scale 10:1	dwg no 10079008
C	F11-0043JCO 11.03.30	±2°			sheet 1 of 1 size A2
D	B-19115LMU 14.10.21	dr	D LEGRAND 07.05.10		type CUSTOMER Drawing
E	F-24430AMA 16.07.01	engr	P. NIZZI 07.05.10		
		chr	P. NIZZI 07.05.10		
		app	P. NIZZI 07.05.10		
sheet index	revision sheet				