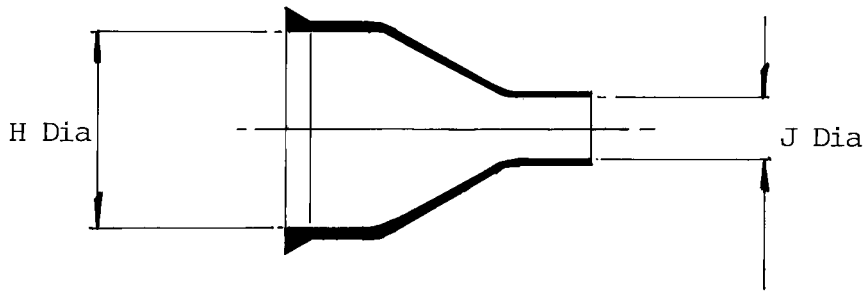
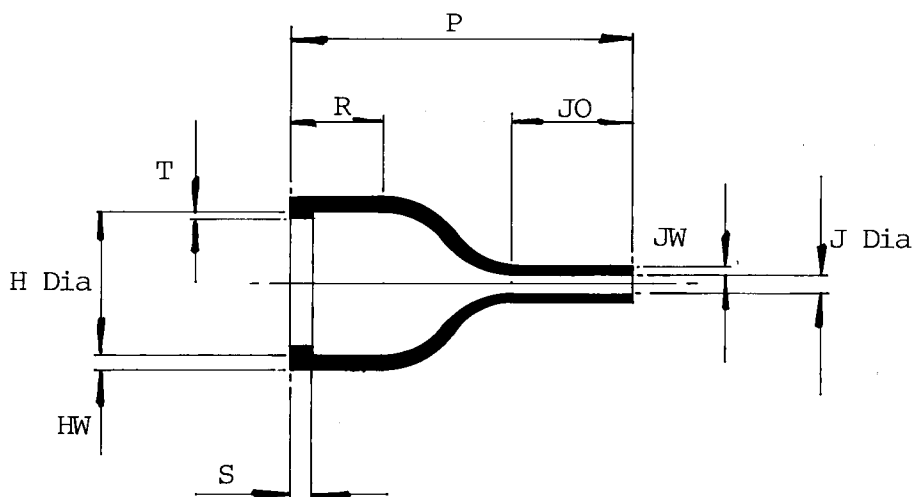


a. Part as supplied.

202D921 - 25 - G03



b. Part after unrestricted recovery



Dimensions (in millimeters)

Part No	H		J		P	R	S	T	JO	HW	JW
	min a	max b	min a	max b	+10% b	REF b	REF b	REF b	+10% b	+20% b	+20% b
202D921-25 -G03	19	13,0	6	2,1	45	12	3,0	1,0	23	1,5	1,1

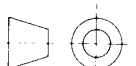
Drawn G Evans Checked *[Signature]* Issue 1 Date MAY 1983

Approval

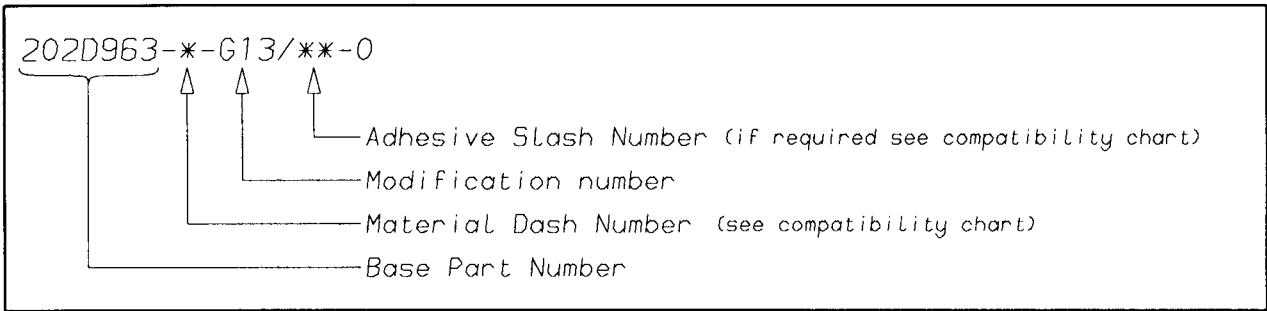
Design *[Signature]* MKTG *[Signature]*

Q.C. *[Signature]*

Conforms to ISO Recommendations
3rd Angle Projection
Not to scale



Ordering Information



COMPATIBILITY CHART

MATERIAL DASH NUMBER	MATERIAL DESCRIPTION	COATING SLASH NUMBER
-3	POLYOLEFIN, SEMI-RIGID	/42, /86
-4	POLYOLEFIN, FLEXIBLE	/42, /86
-25	ELASTOMER, FLUID RESISTANT	/86, /225

AS SUPPLIED DIMENSIONS ARE FOR UNCOATED PARTS,
WHEN COATING IS ADDED, ENTRY DIAMETERS WILL REDUCE BY 1.5mm MAX.