

PART NAME

PI SERIES - ABS MOLDED ENCLOSURE

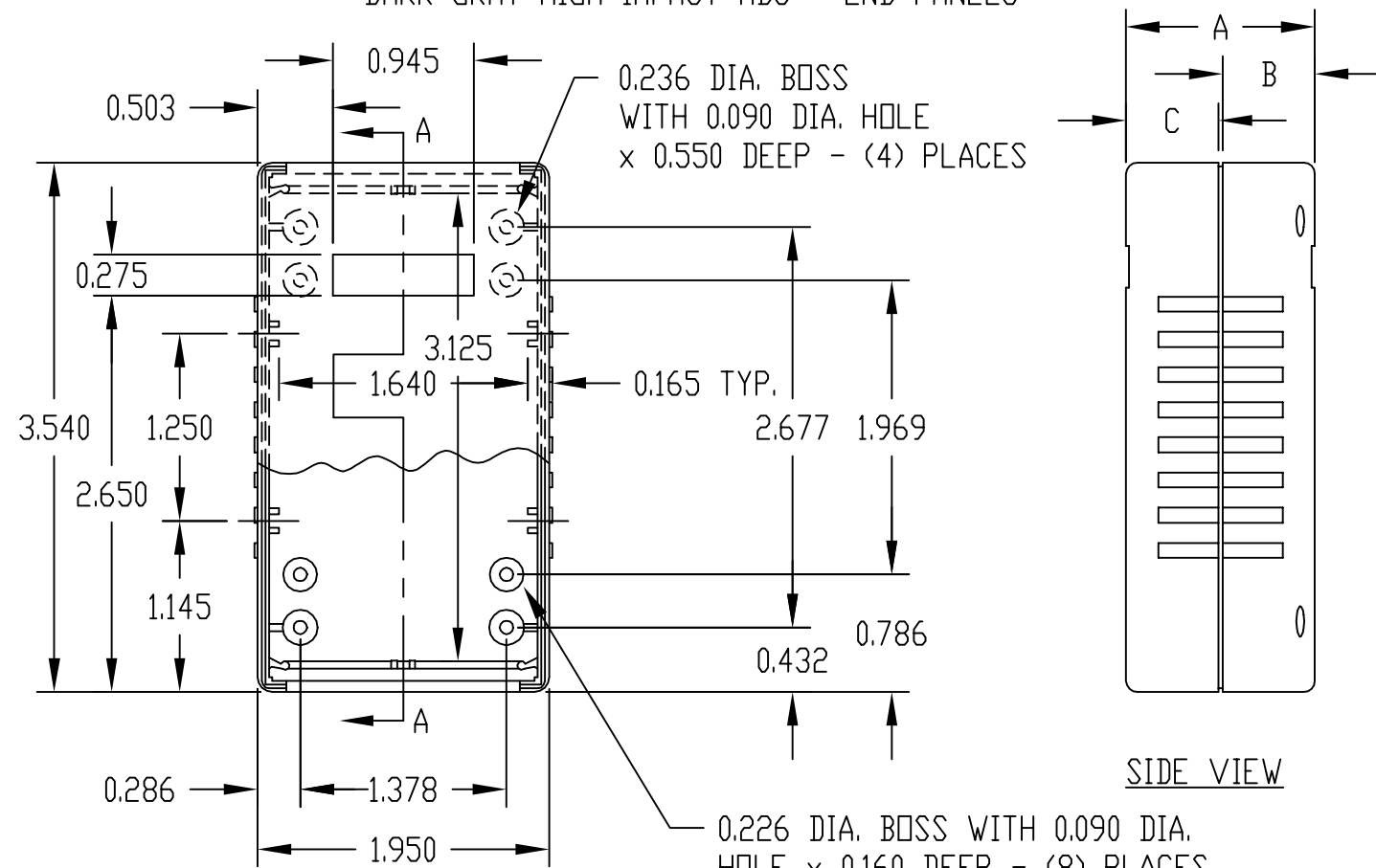
PART No.

PI-1900 THRU PI-1902
PI-1900-LG THRU PI-1902-LG

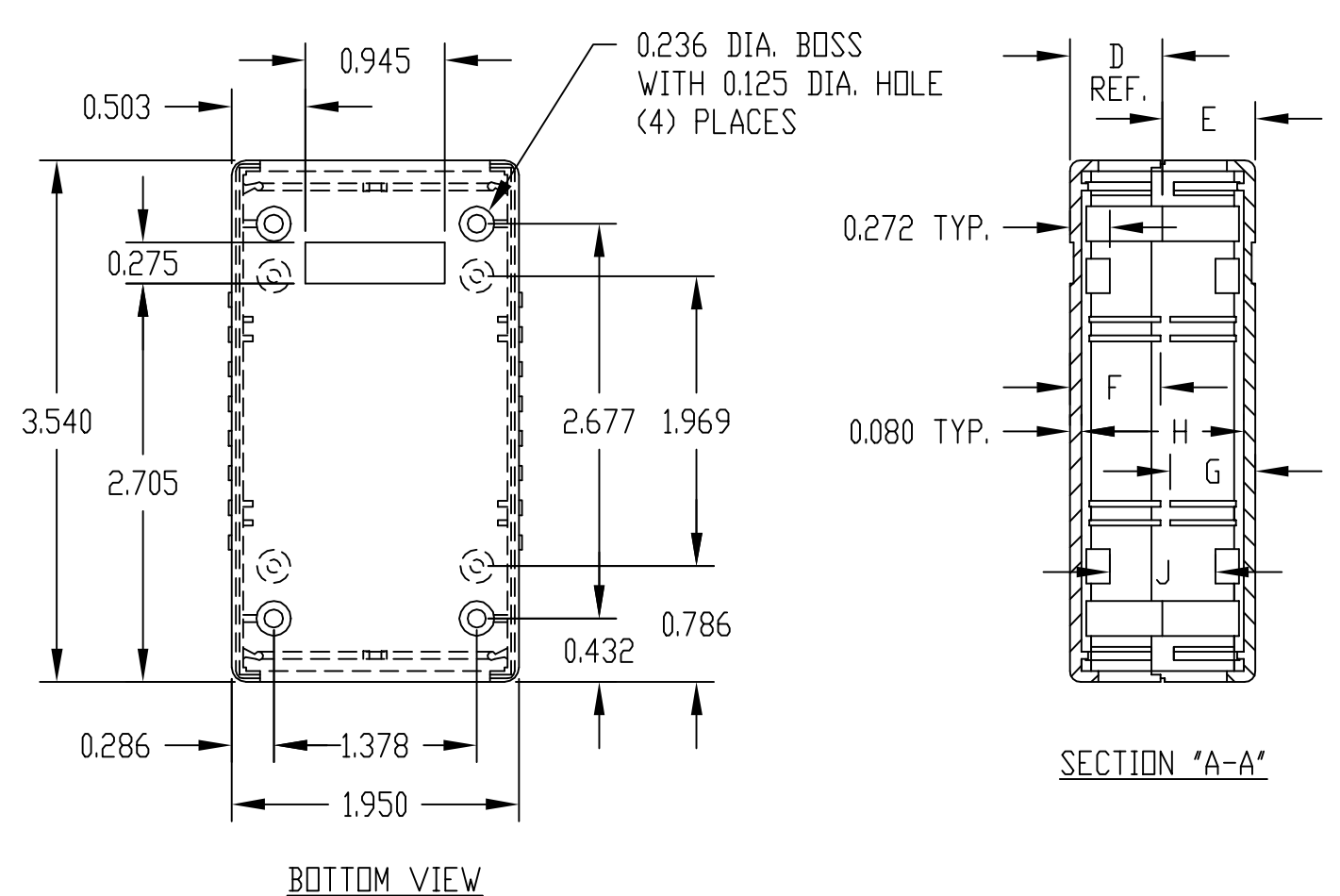
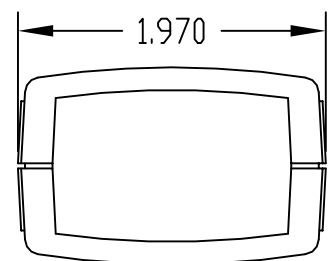
MATERIAL & FINISH:

(NO SUFFIX) DARK GRAY HIGH-IMPACT ABS (UL94-V0) - TOP & BOTTOM
LIGHT GRAY HIGH-IMPACT ABS (UL94-V0) - END PANELS
(SUFFIX -LG) LIGHT GRAY HIGH-IMPACT ABS - TOP & BOTTOM
DARK GRAY HIGH-IMPACT ABS - END PANELS

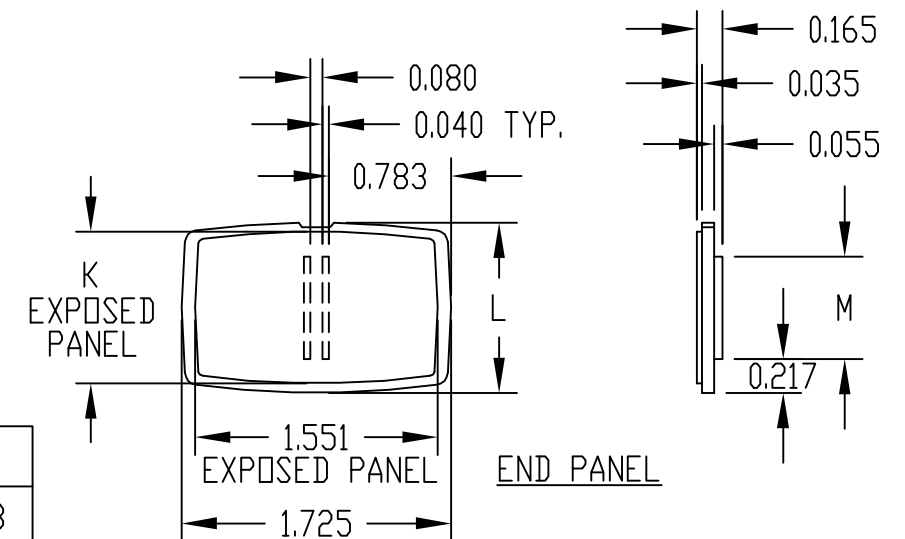
FOUR (4) M3 x (N") LG. SCREWS
SUPPLIED FOR ASSEMBLY.



TOP VIEW



NOTE: ALL DIMENSIONS HAVE ±0.015 TOLERANCE UNLESS OTHERWISE SPECIFIED.



PART No.	A	B	C	D	E	F	G	H	J	K	L	M	N
PI-1900	0.630	0.300	0.300	0.325	0.325	0.290	0.290	0.470	0.086	0.341	0.461	----	0.433
PI-1901	0.940	0.300	0.615	0.630	0.325	0.605	0.290	0.780	0.550	0.655	0.775	0.341	0.590
PI-1902	1.260	0.615	0.615	0.630	0.630	0.605	0.605	1.100	0.716	0.970	1.090	0.656	0.835