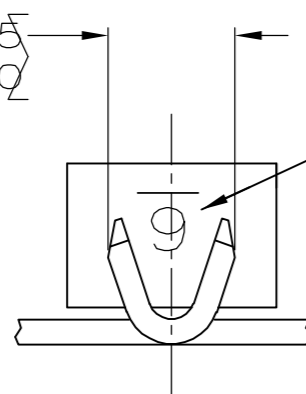


THIS DRAWING IS UNPUBLISHED. RELEASED FOR PUBLICATION .19
 © COPYRIGHT 19 BY AMP INCORPORATED. ALL RIGHTS RESERVED.

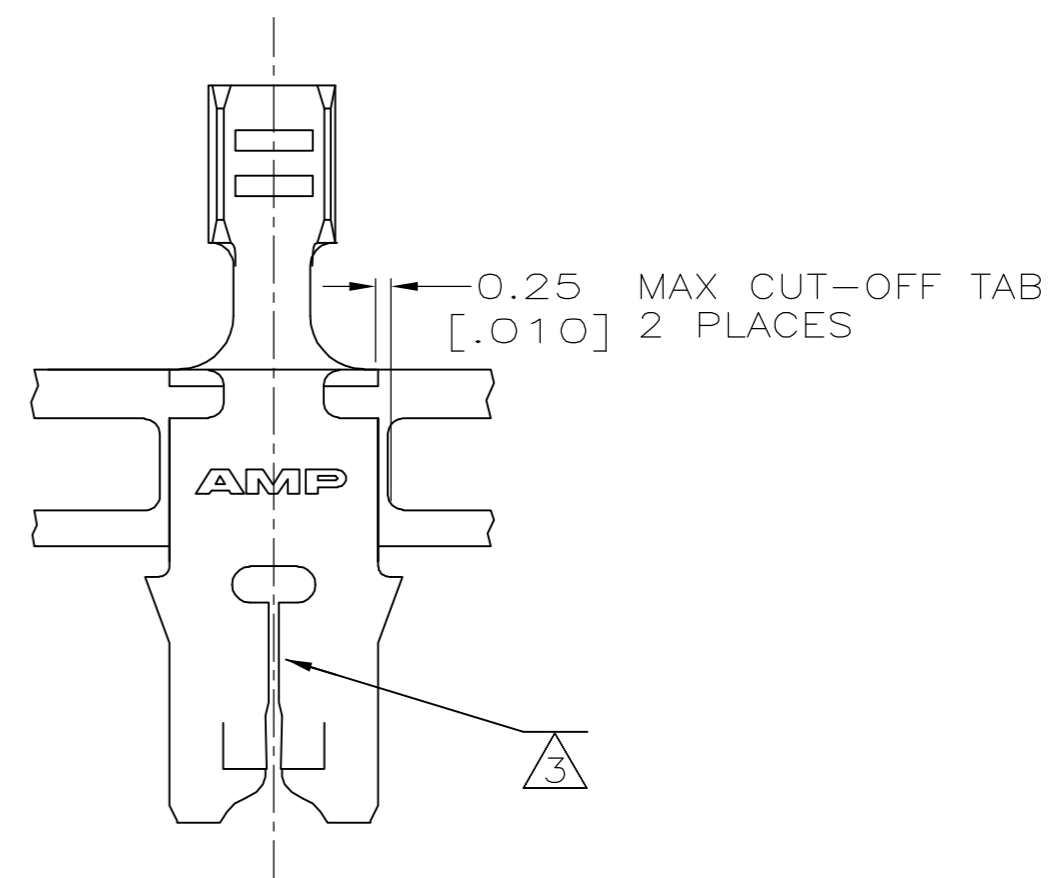
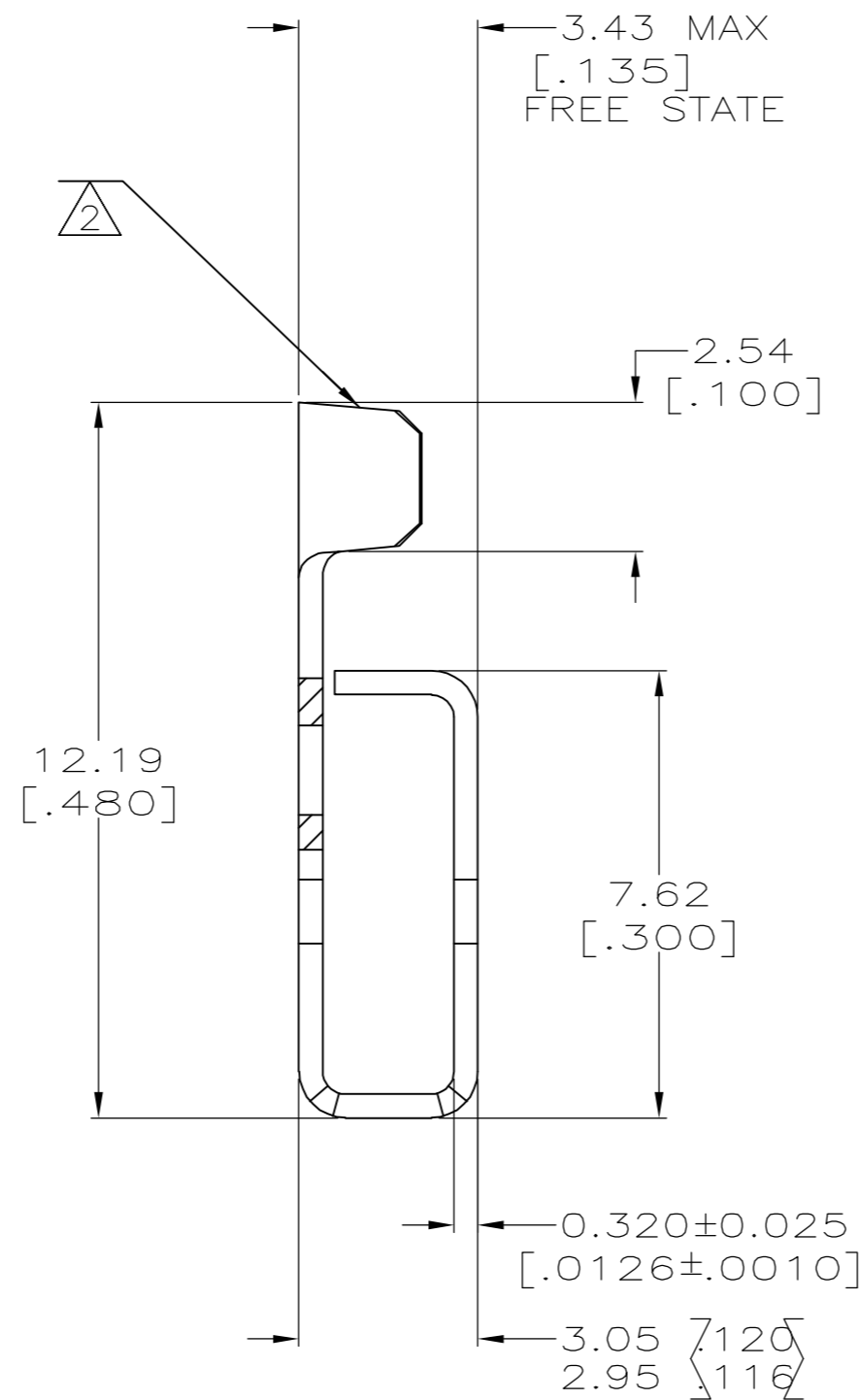
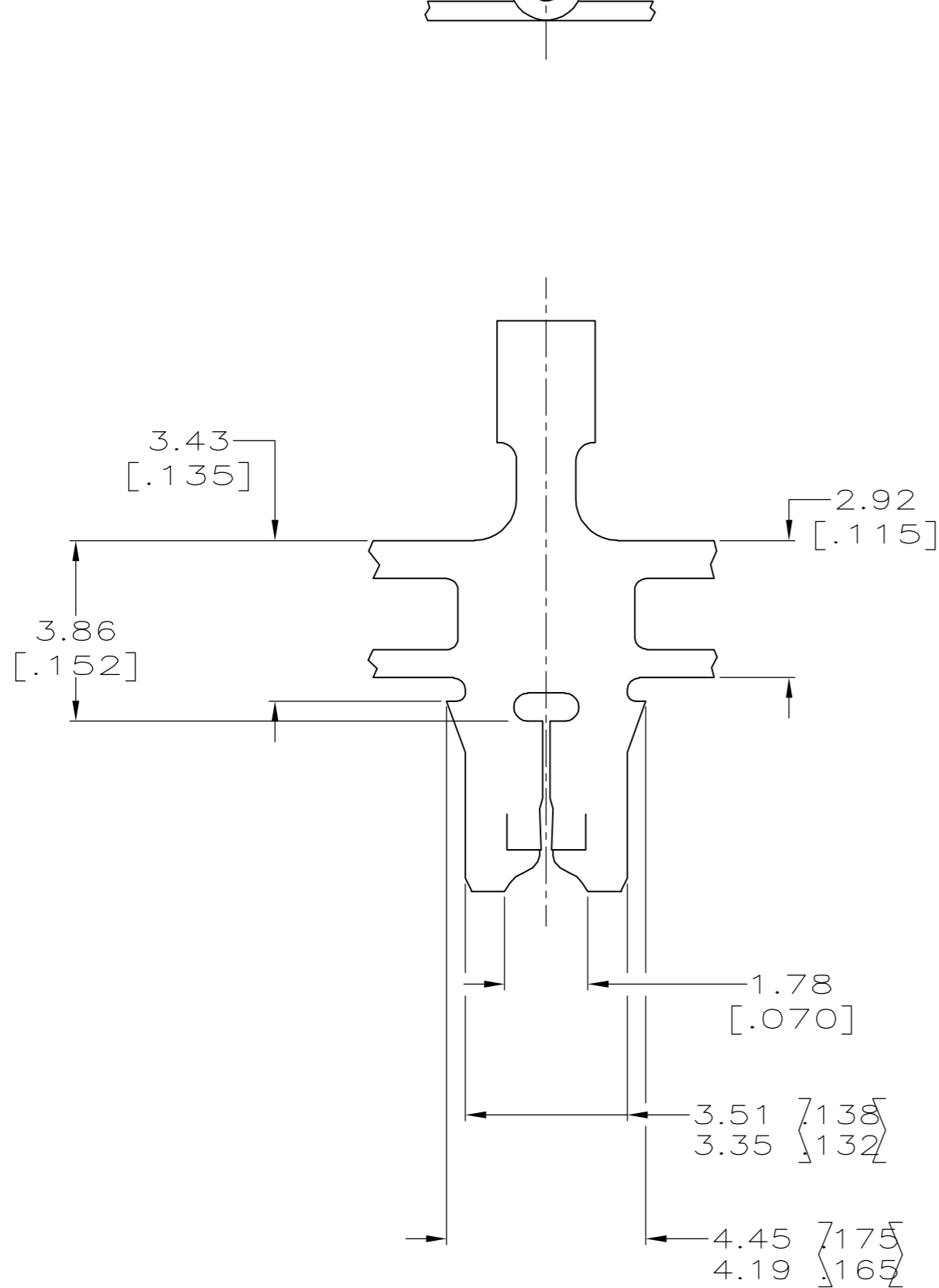
LOC		DIST		REVISIONS			
P	LTR	DESCRIPTION		DATE	DWN	APVD	
AF	50	C	REV PER	OG3A-0745-04	08OCT2004	RF	KR

2.41 $\left\{ \begin{matrix} .095 \\ .070 \end{matrix} \right\}$
 1.78 $\left\{ \begin{matrix} .070 \end{matrix} \right\}$



IDENTIFICATION NUMBER 6 FOR MAGNET WIRE RANGE

- 1 CONTINUOUS STRIP ON REELS WITH TERMINALS LOCATED ON 5.59±0.08 [.220±.003] CENTERS.
- 2 BARREL TO ACCEPT 0.2–0.6mm² [#24–20] LEAD WIRE.
- 3 SLOT TERMINATES A SINGLE OR DOUBLE MAGNET WIRE OF THE SAME SIZE AND TYPE.
COPPER RANGE: 0.25–0.36mm [#30–#27] AWG.



62992-1
PART NUMBER

THIS DRAWING IS A CONTROLLED DOCUMENT.		DWN SCOTT URICH 29JUL1998	AMP Incorporated Harrisburg, PA 17105-3608	
DIMENSIONS: mm[INCHES]	TOLERANCES UNLESS OTHERWISE SPECIFIED:	CHK MICHAEL S. FEHER 20FEB1999	NAME KURT A. RANDOLPH 22FEB1999	
	0 PLC ±-	APVD KURT A. RANDOLPH 22FEB1999	PRODUCT SPEC	
	1 PLC ±-	108-2012	APPLICATION SPEC	
	2 PLC ±-	114-2046	SIZE	CAGE CODE
	3 PLC ±0.25[.010]	WEIGHT	A2	00779
MATERIAL H04 BRASS	4 PLC ±-	FINISH 0.002032[.000080]	DRAWING NO	62992
	ANGLES ±-	MIN TIN	RESTRICTED TO	-
CUSTOMER DRAWING		SCALE	8:1	SHEET
		1	OF	1
		REV	C	