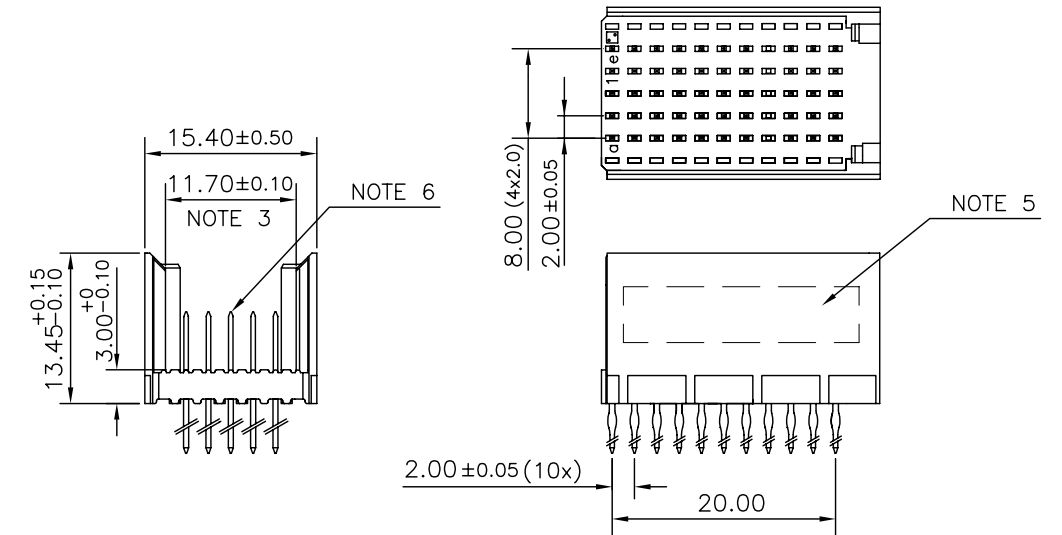


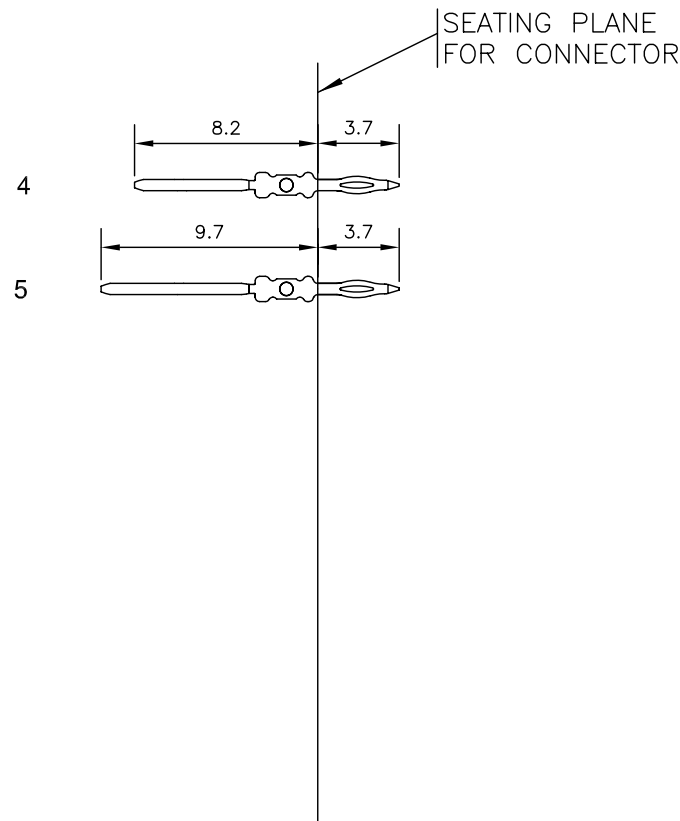
LOADING PATTERN MATING SIDE

f	0	0	0	0	0	0	0	0	0	0
e	4	4	4	4	4	4	4	4	4	4
d	4	4	4	4	4	4	4	4	4	4
c	5	5	5	5	5	5	5	5	5	5
b	4	4	4	4	4	4	4	4	4	4
a	4	4	4	4	4	4	4	4	4	4
z	0	0	0	0	0	0	0	0	0	0
POS	0	1	0	5	1	0				

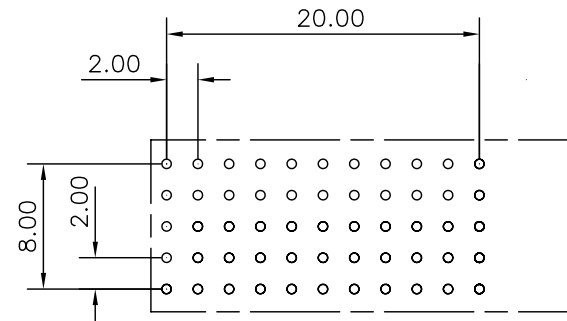
LOADED CONNECTOR ASSEMBLY
(FOR EXAMPLE)



CONTACT OVERVIEW



LAY-OUT P.C.B.-HOLE



LEAD FREE INDICATOR : LF = LEAD FREE
(DIGIT 15 & 16)

HM2P60PDE1U0

PLATING CODE (DIGIT 13 AND 14)
(REF DRW NO. BS,C , 201844 , 003)

NOTES

1. THIS PRODUCT IS CSA APPROVED.
2. THIS PRODUCT IS UL RECOGNIZED.
3. MEASURED AT THE BOTTOM.
4. MATERIAL CONTACT: PHOSPHORBRONZE
HOUSING: CREAM WHITE GLASS FILLED POLYESTER UL-94V0
5. CONNECTOR PRINTED WITH P/N AND DATE CODE.
6. FOR ACTUAL CONTACT LOADINGS, SEE LOADING PATTERN MATING SIDE.
7. SHAPE OF CONNECTOR HOUSING CAN ALTER DEPENDING ON PRODUCTION LOCATION
8. THE PRODUCT (LF) MEETS EUROPEAN UNION DIRECTIVES AND OTHER COUNTRY REGULATIONS AS DESCRIBED IN GS-22-008
9. FOR RECOMMENDED PTH DIMENSIONS REFER DRAWING : BS, A , 201572 , 001

CATALOG NO: HM2P60PDE1U0----

mat'l. code SEE NOTE 4				surface ISO 1302 ✓	tolerance ISO 406 ISO 1101	projection 	product family MILLIPACS				
ltr	ecn no	dr	date	tolerances unless otherwise specified			title				
A	I10-0202	MINI	2010-10-22	angles	linear	.0±0.2	MPACS 5+2R STR HDR PF CONN TYPE C W/O PEG				
				0°±1°		.00±0.1	scale -				
		dr	MINI K VANDANATH	2010-10-22				dwg no		sheet 1 of 1	size
		enr	ALEX BABU	2010-10-22				BS, C ,203028, 927		A3	
		chr	ALEX BABU	2010-10-22							
		appd	ALEX BABU	2010-10-22							
sheet index	revision sheet	A	1								