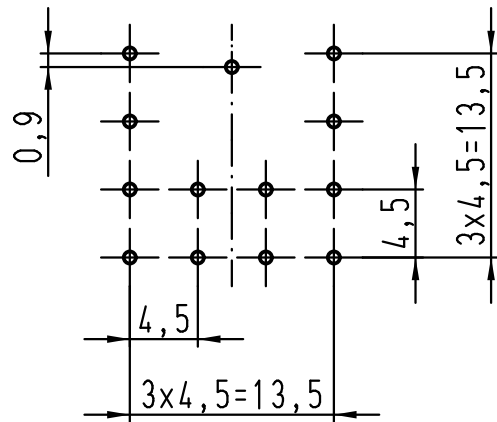
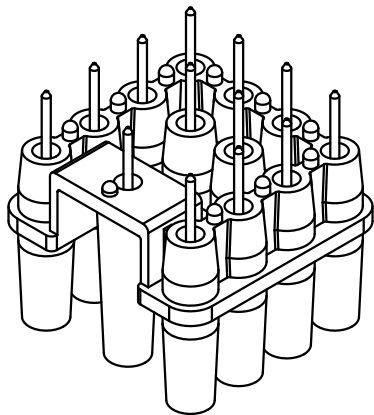
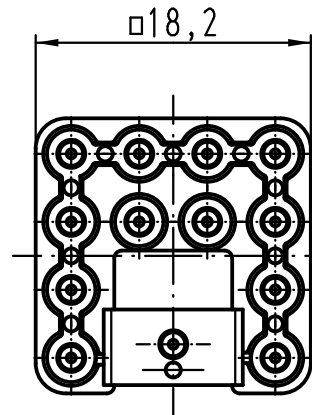
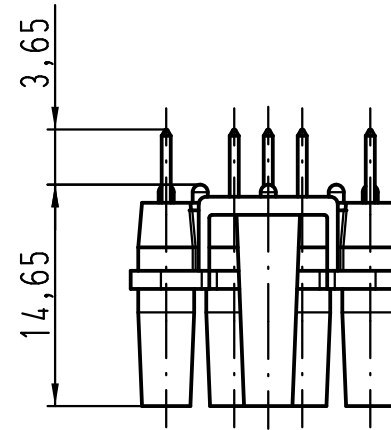


Leiterplatten-Layout
Layout of printed circuit boards



Empfohlener Loch-Durchmesser: 0,8mm
recommended hole diameter: 0.8mm



	ALL Dimensions in mm Original Size DIN A 4			Techn. Character.		Nicht tolerierte Maße/Free size tolerances	
				Dat.	Name	Maßstab/Scale 2:1	Leiterplatten-Adapter PCB-adapter Han Q12
			Detail.	03.03.10	Spr		
			Insp.		Be		
			Stand.				
A			HARTING Electric GmbH & Co. KG D-32339 Espelkamp				TB 09 12 012 9901
Mod.	Dat.	Name					