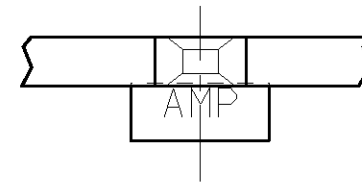
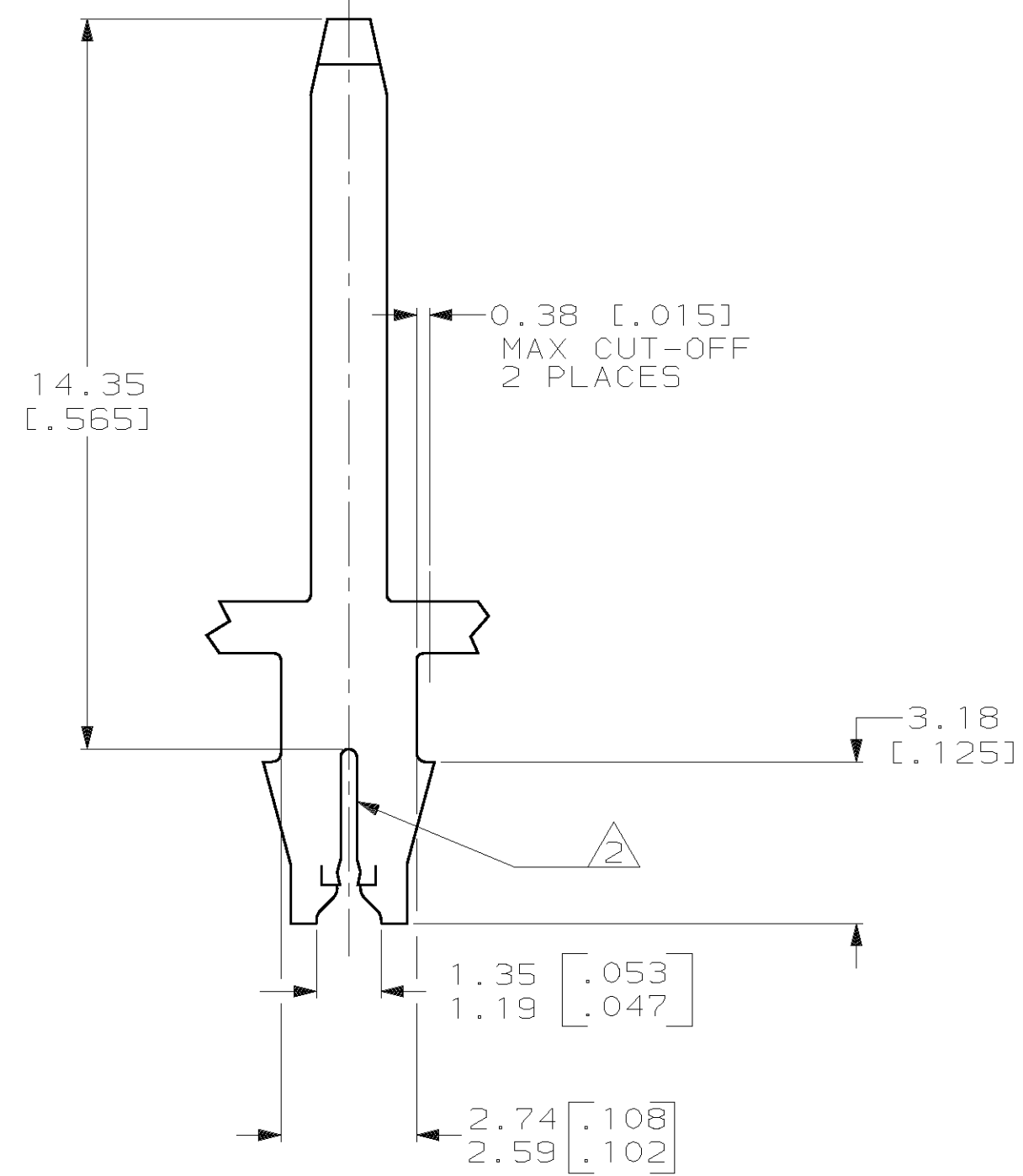
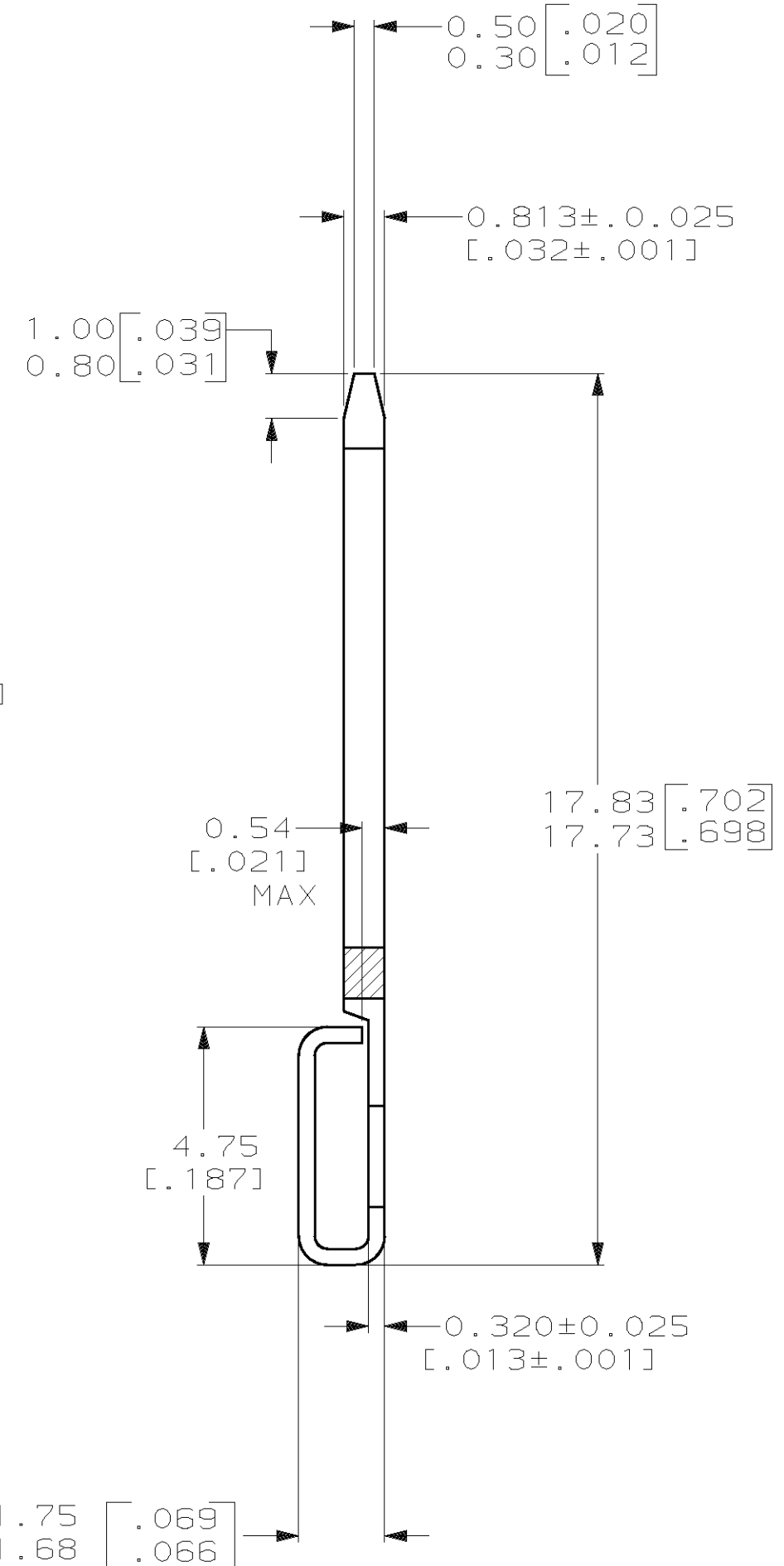
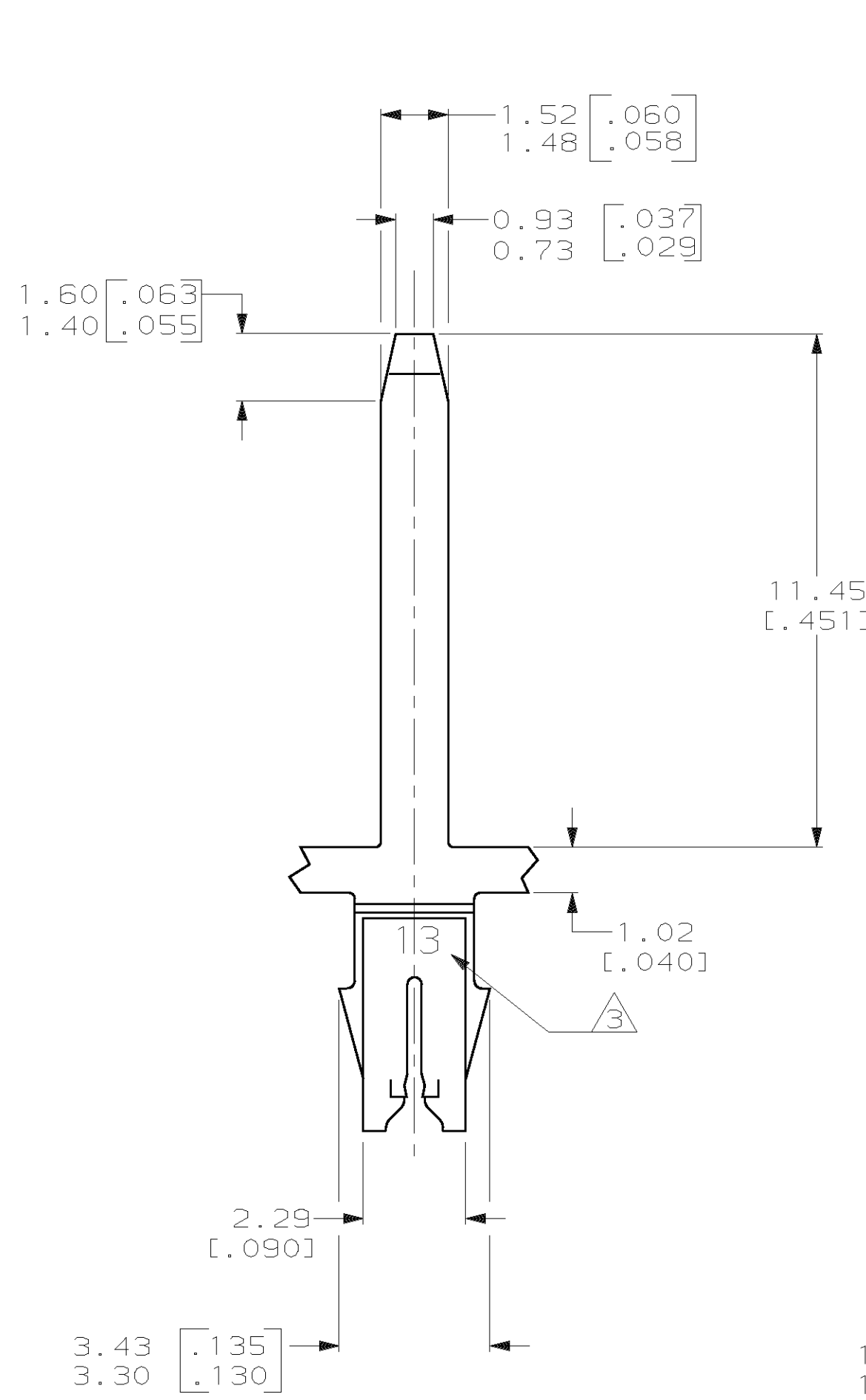


THIS DRAWING IS UNPUBLISHED. RELEASED FOR PUBLICATION .19
 (C) COPYRIGHT 19 BY AMP INCORPORATED. ALL RIGHTS RESERVED.

LOC		DIST		REVISIONS			
P	LTR	DESCRIPTION	DATE	DWN	APVD		
AF	50	A	REVISED PER 0G1A-0069-98	26MAR98	MF	KR	



- 1 CONTINUOUS STRIP ON REELS (NO SPLICES) WITH TERMINALS LOCATED ON 5.08±0.08 [.200±.003] CENTERS.
- 2 SLOT ACCEPTS 0.46-0.64mm [#25-#22] AWG COPPER MAGNET WIRE
- 3 IDENTIFICATION NUMBER 13 FOR WIRE SLOT SIZE.
- 4 0.00203[.000080] MIN TIN PER MIL-T-10727 OVER 0.00254[.000100] MIN COPPER UNDERPLATE PER MIL-C-14550



PROPOSED DESIGN
 NOT RELEASED FOR
 PRODUCTION

THIS DRAWING IS A CONTROLLED DOCUMENT.		DWN MICHAEL S. FEHER 24OCT97	AMP Incorporated Harrisburg, PA 17105-3608	
DIMENSIONS: mm [INCHES]		CHK JEFF R. RUTH 27OCT97	AMP	
TOLERANCES UNLESS OTHERWISE SPECIFIED:		APVD KURT A. RANDOLPH 28OCT97	TAB, 1.50[.059] SERIES, MAG-MATE™	
0 PLC ±-	1 PLC ±-	PRODUCT SPEC 108-2012	SIZE A2	CAGE CODE 00779
2 PLC ±0.25[.010]	3 PLC ±-	APPLICATION SPEC 114-2069	DRAWING NO C=1217013	RESTRICTED TO -
4 PLC ±-	ANGLES ±-	MATERIAL H04 PRE-MILLED BRASS	WEIGHT -	SCALE 8:1
FINISH 4		CUSTOMER DRAWING		SHEET 1 OF 1

1217013-1
 PART NUMBER