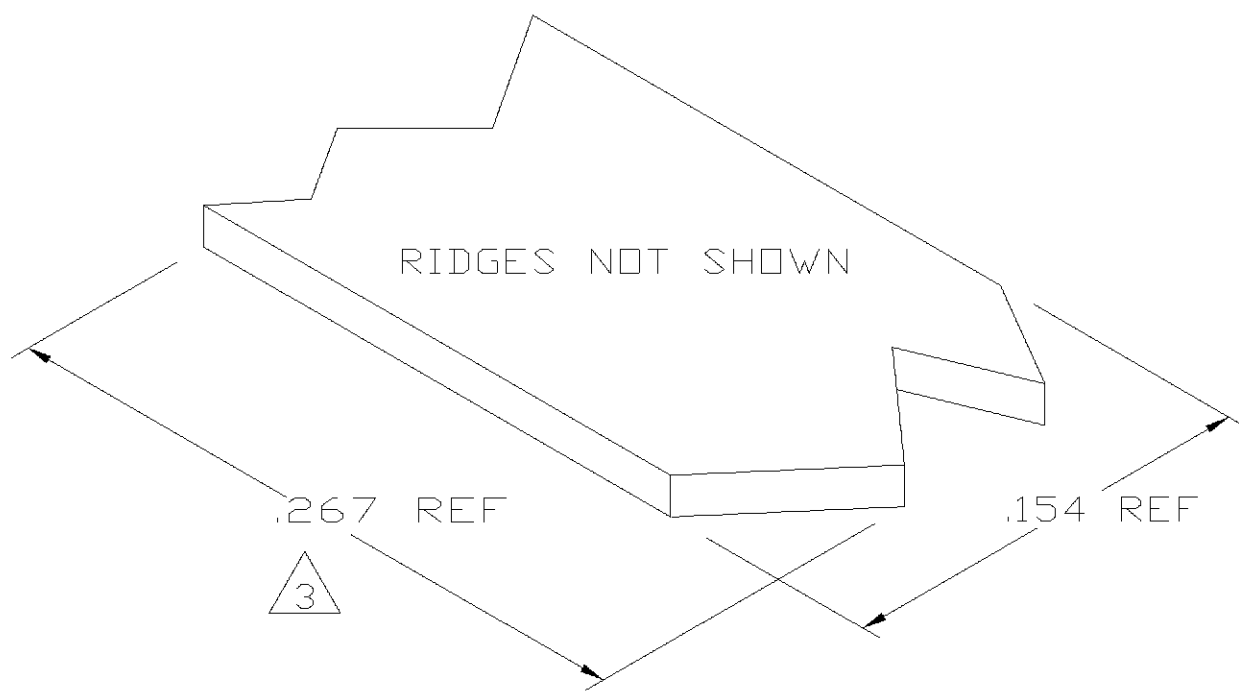
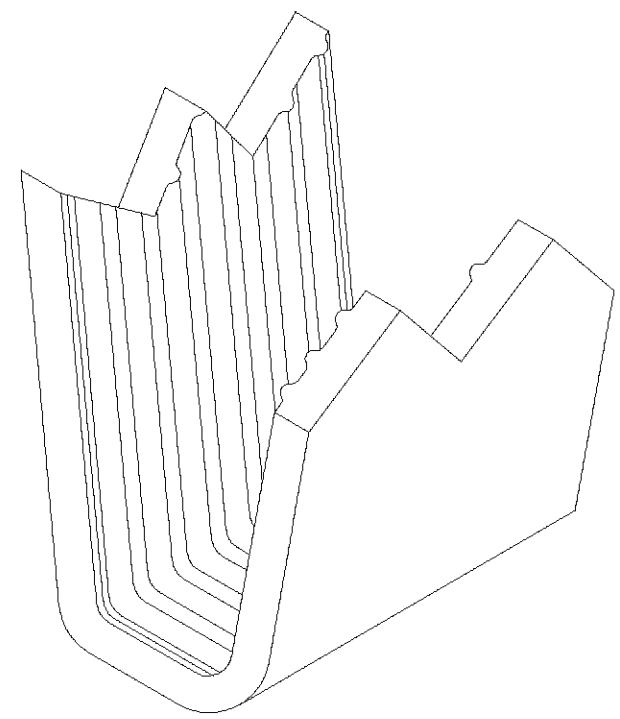
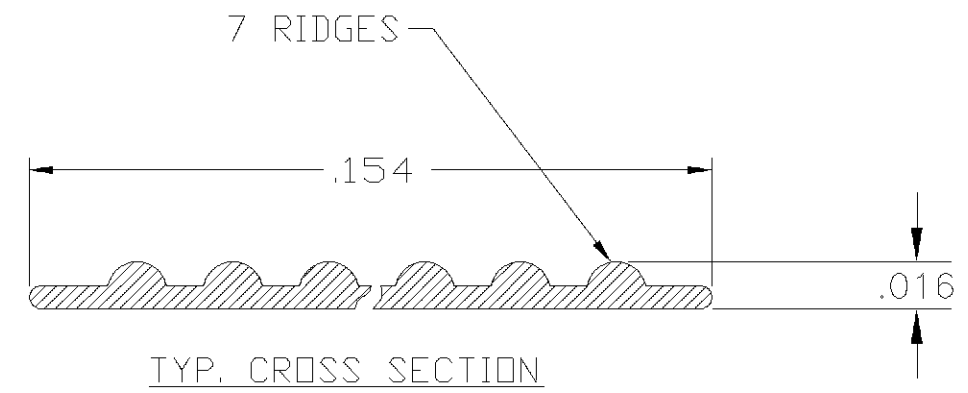


THIS DRAWING IS UNPUBLISHED. RELEASED FOR PUBLICATION
 © COPYRIGHT BY TYCO ELECTRONICS CORPORATION. ALL RIGHTS RESERVED.

LOC	DIST	REVISIONS			
P	LTR	DESCRIPTION	DATE	DWN	APVD
AF	50	0	TRANSFERED TO TYCO FORMAT	20MAY02	MF EH



- 1 CRIMPBAND MATERIAL PROVIDED IN CONTINUOUS STRIP.
 - 2 REFERENCE DESCRIPTIVE PART NUMBER L051D16B.
- 3 BLANK LENGTH DETERMINED BY 051 TOOLSET.



PARTIAL FORMED VIEW (REF)
 FORMED BY APPLICATION TOOLING

1601588-1
 PART NUMBER

THIS DRAWING IS A CONTROLLED DOCUMENT.		DWN MICHAEL S. FEHER 20MAY2002	Tyco Electronics Corporation Harrisburg, PA 17105-3608	
DIMENSIONS: INCHES	TOLERANCES UNLESS OTHERWISE SPECIFIED:	CHK EDWARD HOWARD 20MAY2002	NAME	
	0 PLC ± -	APVD EDWARD HOWARD 20MAY2002	-	
	1 PLC ± -	PRODUCT SPEC	CRIMPBAND, RTM	
	2 PLC ± -	APPLICATION SPEC	-	
	3 PLC ± .005	WEIGHT	-	
	4 PLC ± -	CUSTOMER DRAWING	SIZE A3	CAGE CODE 00779
MATERIAL UNS C26000 BRASS	FINISH NONE		DRAWING NO C-1601588	RESTRICTED TO -
			SCALE 1:1	SHEET 1 OF 1
				REV 0